

# LEXCO



# “RUN WITH LEXCO”



# E N G I N E E R I N G

---

With our products exceptional quality and long history of reliability, LEXCO has become a trusted partner for health clubs, high-end fitness centers, large corporations, universities, government facilities and countless public institutions. LEXCO provides an excellent value through maintaining the industry's lowest cost of ownership. In addition to supplying the best products, it provides various consulting from construction design to finance. Our customers are our focus.

We appreciate our customers and do our very best to provide world class post sale support. LEXCO, we manufacturer premium quality commercial cardio and strength products.

---

# E X C E L L E N C E

## Our company has over 25 years of product design

And manufacturing experience that has led to our products earning several industry awards for both design and quality. Our team carefully listens to our customers needs to provide equipment that meets or exceeds their demands.

We implement efficient processes throughout all stages of product development, procuring raw materials direct from foundries, using many standardized parts and by employing a highly skilled team to manufacture LEXCO products in our high-tech factory.

# LEXCO

# MASTERPRO MASTER



GOOD DESIGN  
award winners



reddot



Promising SMEs



Ministry of SMEs  
and Startups

INNOBIZ  
Innovation Association



CE

FC



cmc IAS  
converged  
management  
certification  
ISO9001/ISO14001

[www.lexcofitness.fr](http://www.lexcofitness.fr)



Head office view

2nd factory view



[www.lexcofitness.fr](http://www.lexcofitness.fr)



LEXCO fitness equipments are based on accumulated know-how based on biomechanics, design, safety, and energy efficiency.



1 LEXCO technicians and engineers verify product performance by utilizing vast amounts of data ranging from elite athletes challenging limitations to beginners aiming to increase muscle strength.

2 LEXCO does not share frames and injection moldings. also it does not hesitate to change numerous proposals and pay for design. LEXCO's DNA was reflected in the product and won a number of design awards such as red dot award and good design. This is because LEXCO's design is the only and identity.



3 LEXCO holds NRTL/FCC certification which is the largest safety management certification in North America, Europe CE certification, and Korea KC certification. The auto-stop function of the Treadmill and the ABS double-sided injection cover of weight equipment help customers who use Lexco operate their businesses stably. It also spends a lot of time on product use and maintenance training and shares it with customers. This is because LEXCO puts customer success first.





# TREADMILL

CE FC TÜV SÜD





01. Smart Mirroring

02. Android OS, Virtual Active screen

03. Wireless mobile charging  
(Compatible with newer Android and Apple devices)

04. Choose between 7 languages

05. Various Exercise modes

06. Internet, YouTube, TV



# CARDIO

Beginning of a new evolution.

Providing users with useful features to be used today and in the future can offset boredom while utilizing entertainment features. LEXCO's high-end cardio equipment provides functions such as smart mirroring, watching YouTube, trekking in virtual space, and charging wired and wireless mobile phones based on the Android operating system.

[www.lexcofitness.fr](http://www.lexcofitness.fr)

## The LT8xA maximizes user-friendly conveniences.

- \* Equipped with a 23" capacitive touchscreen, an Android OS that features 30 virtual world renown courses, Internet Browsing, Applications such as YouTube, TV and smart mirroring using mobile phones. Bluetooth earphone function. Quickly switch the screen to perform the user's operation accurately, you can check the exercise information while using the entertainment function.
- \* Integrated handlebar speed and incline adjustment controls, patented advanced maintenance-free deck with anti-static insert, mobile phone wireless charging system, anti-slip belt, rear safety guard, automatic drive belt tension control, earphone terminal for TV, Data transfer and mobile phone charging USB terminal, emergency stop button & clip are provided as standard.

# LT8xA





- 01. 23" capacitive touchscreen
- 02. 30courses virtual active screen
- 03. Android OS, Internet, TV
- 04. Smart Mirroring, Bluetooth earphone
- 05. Wireless mobile charging  
(Compatible with newer Android and Apple devices)
- 06. Dual speed/incline buttons
- 07. Pre-lubricated deck, slippery prevented belt



**OPTION**

- 01. Wireless heartrate measurement
- 02. RFID Card reader
- 03. Auto Stop

**LT8xA**

Monitor :	Embedded 23" Touch LED TV
Display :	Android UI
Incline :	0% ~ 16%
Speed :	0.5 ~ 20km/h (0.3~12MPH)
Drive system :	AC 3hp Motor Controller
Dimensions :	L2,110 x W920 x H1,620mm (L83.0" x W36.2" x H63.7")
Running surface :	L1,600 x W540mm (L63.0" x W21.3")
Unit weight :	206kg (454lbs)
Max. user weight :	200kg (440lbs)
Power :	AC220/110V, 50Hz~60Hz,10/15A



Stops 20 seconds after the user is absent




The LT7x treadmill is a premium full commercial treadmill with some high-end features that is highly affordable for high traffic fitness facilities!

- \* Our patented maintenance-free anti-static deck is dual-sided so it can be flipped and used once more when replacing the running belt.
- \* The premium quality urethane coated running belt provides excellent traction, soft feel and is highly durable.
- \* Programs feature 4 exercise modes and 3 user modes for a variety of exercises.
- \* One piece handle with integrated contact heart rate sensors, premium urethane coated running belt, rear safety guard, drive belt auto tensioning system, headphone port, USB port for charging mobile devices, emergency stop button & safety tether.

# LT7xL





- 01. TV+ exercise information display (LT7xL)
- 02. Integrated supplement handle
- 03. Slippery prevent belt
- 04. Rear safety guard
- 05. Motor drive belt auto-tension controller
- 06. Earphone port for TV sound, USB port for mobile charger
- 07. Pre-lubricated deck, slippery prevented belt



- 01. Wireless mobile charging  
(Compatible with newer Android and Apple devices)
- 02. Wireless heartrate measurement
- 03. Smart Mirroring, Bluetooth earphone
- 04. Auto Stop

LT7xL		LT7xM		LT7x	
Monitor :	Embedded 23" Touch LED TV	Monitor :	Attachable 24" LED TV	Monitor :	X
Display :	Android UI	Display :	Custom LED Display	Display :	Custom LED Display
Incline :	0% ~ 16%	Incline :	0% ~ 16%	Incline :	0% ~ 16%
Speed :	0,5 ~ 20km/h (0,3~12MPH)	Speed :	0,5 ~ 20km/h (0,3~12MPH)	Speed :	0,5 ~ 20km/h (0,3~12MPH)
Drive system :	AC 3hp Motor Controller	Drive system :	AC 3hp Motor Controller	Drive system :	AC 3hp Motor Controller
Dimensions :	L2,110 x W920 x H1,620mm (L83.0" x W36.2" x H63.7")	Dimensions :	L2,120 x W920 x H1,870mm (L83.5" x W36.2" x H73.6")	Dimensions :	L2,120 x W920 x H1,450mm (L83.5" x W36.2" x H57.1")
Running surface :	L1,600 x W540mm (L63.0" x W21.3")	Running surface :	L1,600 x W540mm (L63.0" x W21.3")	Running surface :	L1,600 x W540mm (L63.0" x W21.3")
Unit weight :	LT7xL : 206kg (454lbs)	Unit weight :	LT7xM : 204kg (449lbs)	Unit weight :	LT7x : 195kg (429lbs)
Max. user weight :	200kg (440lbs)	Max. user weight :	200kg (440lbs)	Max. user weight :	200kg (440lbs)
Power :	AC220/110V, 50Hz~60Hz,10/15A	Power :	AC220/110V, 50Hz~60Hz,10/15A	Power :	AC220/110V, 50Hz~60Hz,10/15A



The LT5x Treadmill is the rare example of robust full commercial construction and quality at an entry level cost!


- \* Our patented maintenance-free anti-static deck is dual-sided so it can be flipped and used once more when replacing the running belt.
- \* Programs feature 4 exercise modes and 3 user modes for a variety of exercises.
- \* Standard features include: commercial grade running belt, individual handles with integrated contact heart rate sensors, drive belt auto tensioning system, earphone port for TV, USB port for charging mobile devices, emergency stop button & clip

# LT5xM





- 01. Urethane applied main handles
- 02. Emergency stop button & clip
- 03. Heartrate sensors in separated handles
- 04. USB port for charging mobile devices
- 05. Motor drive belt auto-tension controller



- 01. Wireless heartrate measurement
- 02. Slippery prevent belt
- 03. Auto Stop

Stops  
20 seconds  
after the  
user is  
absent

LT5xL		LT5xM		LT5x	
Monitor :	Embedded 23" Touch LED TV	Monitor :	Attachable 24" LED TV	Monitor :	X
Display :	Android UI	Display :	Custom LED Display	Display :	Custom LED Display
Incline :	0% ~ 16%	Incline :	0% ~ 16%	Incline :	0% ~ 16%
Speed :	0.5 ~ 20km/h (0.3~12MPH)	Speed :	0.5 ~ 20km/h (0.3~12MPH)	Speed :	0.5 ~ 20km/h (0.3~12MPH)
Drive system :	AC 3hp Motor Controller	Drive system :	AC 3hp Motor Controller	Drive system :	AC 3hp Motor Controller
Dimensions :	L2,110 x W920 x H1,620mm (L83.0" x W36.2" x H63.7")	Dimensions :	L2,120 x W920 x H1,870mm (L83.5" x W36.2" x H73.6")	Dimensions :	L2,120 x W920 x H1,450mm (L83.5" x W36.2" x H57.1")
Running surface :	L1,600 x W540mm (L63.0" x W21.3")	Running surface :	L1,600 x W540mm (L63.0" x W21.3")	Running surface :	L1,600 x W540mm (L63.0" x W21.3")
Unit weight :	206kg (454lbs)	Unit weight :	200kg (440lbs)	Unit weight :	190kg (418lbs)
Max. user weight :	200kg (440lbs)	Max. user weight :	200kg (440lbs)	Max. user weight :	200kg (440lbs)
Power :	AC220/110V, 50Hz-60Hz,10/15A	Power :	AC220/110V, 50Hz-60Hz,10/15A	Power :	AC220/110V, 50Hz-60Hz,10/15A



# BIKE







## The LU8A is

Outfitted with a 15.6" capacitive touch screen with Android OS.

Smart mirroring capabilities using mobile devices, Bluetooth earphone features.

\* Quickly switch the screen to perform the user's operation precisely, while using the entertainment function to simultaneously view exercise information.

\* 30 resistance levels accommodate users of all fitness levels.

Features 10 exercise programs and 3 user defined programs.

\* Self-powered load control system, mobile phone holder (reader), USB terminal for charging mobile phone and bottle holder are provided as standard.

# LU8A



01. Smart Mirroring / Bluetooth earphone (LU8A)

02. Aluminum seat post with convenient height adjustment lever

03. Handlebar Resistance Control Buttons (LU8A)



**LU8A**



**LU7**



**LU3**

Monitor :	Embedded 15.6" Touch Screen LED
Display :	Android UI
Resistance System :	Hybrid Generator Brake
Input Power :	AC220V, 50Hz~60Hz,10A
Dimensions :	L1,040 x W615 x H1,490mm (L41.0" x W24.2" x H58.7")
Unit weight :	65.5kg (144lbs)
Max. user weight :	180kg (397lbs)

- \* Handlebar Resistance Control Buttons
- \* Touch type heart-rate measurement

Monitor :	X
Display :	Custom LED Display
Resistance System :	Hybrid Generator Brake
Input Power :	Self-Generated
Dimensions :	L1,040 x W615 x H1,490mm (L41.0" x W24.2" x H58.7")
Unit weight :	65.5kg (144lbs)
Max. user weight :	180kg (397lbs)

- \* Touch type heart-rate measurement

Monitor :	X
Display :	5.5" mono LCD
Resistance System :	Hybrid Generator Brake
Input Power :	AA Battery 1.5V x 2
Dimensions :	L1,040 x W615 x H1,490mm (L41.0" x W24.2" x H58.7")
Unit weight :	65.5kg (144lbs)
Max. user weight :	180kg (397lbs)

- \* Touch type heart-rate measurement
- \* Easy 10-step resistance control lever



## The LR8A is

Outfitted with a 15.6" capacitive touch screen with Android OS.

Smart mirroring capabilities using mobile devices, Bluetooth earphone features.

\* Quickly switch the screen to perform the user's operation precisely, while using the entertainment function to simultaneously exercise information

\* 30 resistance levels accommodate users of all fitness levels.

\* Console displays speed, time, distance, WATTS, RPM, CAL, LEVEL

Features 10 exercise programs and 3 user defined programs.

Self-powered load control system, mobile device tray / reading rack,

USB terminal for charging mobile devices and bottle holder are provided as standard.

# LR8A



01. Smart Mirroring/Bluetooth earphone (LR8A)

02. Recumbent bike sliding rack gear

03. Handlebar Resistance Control Buttons (LR8A)



## LR8A

Monitor : Embedded 15.6" Touch Screen LED

Display : Android UI

Resistance System : Hybrid Generator Brake

Input Power : AC220V, 50Hz~60Hz,10A

Dimensions : L1,740 x W640 x H1,380mm (L68.5" x W25.2" x H54.3")

Unit weight : 87.5kg (193lbs)

Max. user weight : 180kg (397lbs)

\* Handlebar Resistance Control Buttons

\* Touch type heart-rate measurement



## LR7

Monitor : X

Display : Custom LED Display

Resistance System : Hybrid Generator Brake

Input Power : Self-Generated

Dimensions : L1,740 x W640 x H1,380mm (L68.5" x W25.2" x H54.3")

Unit weight : 87.5kg (193lbs)

Max. user weight : 180kg (397lbs)

\* Touch type heart-rate measurement



## LR3

Monitor : X

Display : 5.5" mono LCD

Resistance System : Hybrid Generator Brake

Input Power : AA Battery 1.5V x 2

Dimensions : L1,740 x W640 x H1,380mm (L68.5" x W25.2" x H54.3")

Unit weight : 87.5kg (193lbs)

Max. user weight : 180kg (397lbs)

\* Touch type heart-rate measurement

\* Resistance control lever





# ELLIPTICAL



GOD DESIGN  
신원홍 디자인연구소

## The LE8A Elliptical features an advanced 15.6" Touch Screen with Android OS.

Smart Mirroring and a Bluetooth Earphone functions enhance user experience.

- \* Quickly switch screens to review workout and program information even when using entertainment features
- \* The rear entry design enhances safety when user gets on and off of the elliptical as well as increased unit stability.
- \* The compact size makes it ideal for sports centers with limited space. Excellent biomechanics, smooth rotation and proper body position Allows you to perform effective exercise.
- \* 30 resistance levels accommodate users of all fitness levels. Console displays speed, time, distance, WATTS, RPM, CAL, LEVEL Features 10 exercise programs and 3 user defined programs.
- \* Self-powered load control system, mobile device tray / reading rack, mobile device charging via USB terminal, Cup holders and large safety handles are standard features.

# LE8A



GOOD DESIGN  
신원형상지원부인정

01



01. Smart Mirroring/Bluetooth earphone (LE8A)
02. Compact footholds
03. USB port for charging mobile devices
04. Handlebar Resistance Control Buttons (LE8A)







02



03



04

## LE8A



Monitor :	Embedded 15.6" Touch Screen LED
Display :	Android UI
Resistance System :	Hybrid Generator Brake
Input Power :	AC220V, 50Hz~60Hz, 10A for display
Dimensions :	L1,720 x W760 x H1,740mm (L66.9" x W29.9" x H68.1")
Unit weight :	175kg (386lbs)
Max. user weight :	180kg (397lbs)

- \* Handlebar Resistance Control Buttons
- \* Touch type heart-rate measurement




## LE7



Monitor :	X
Display :	Custom LED Display
Resistance System :	Hybrid Generator Brake
Input Power :	Self-Generated
Dimensions :	L1,720 x W760 x H1,740mm (L66.9" x W29.9" x H68.1")
Unit weight :	175kg (386lbs)
Max. user weight :	180kg (397lbs)

- \* Touch type heart-rate measurement





# SPIN BIKE



GOD DESIGN  
고도디자인연구소



reddot

## The LC Series Spin Bike

improve member retention by upgrading the users indoor cycling experience!

- \* Our magnetic load control system does not use physical friction increasing reliability, lowering cost-of ownership and giving the user a smooth and quiet riding experience .
- \* The resistance level is displayed on the adjustment lever so the class instructor can have users coordinate resistance together during classes.
- \* High quality aluminum Seat Post with 18 height adjustments and 10 fore & aft adjustments accommodates a broad range of users heights.
- \* Aluminum handlebar stem, seat post and durable ABS shrouds protect the internal components and resist corrosion.
- \* Premium cycling saddle with anti-microbial upholstery and coccyx cut-out to relieve tailbone pressure.
- \* The LC7M features a monitor that displays real-time information such as time, LC7 distance, RPM, and WATTS.

# LC7M





01. Convenient moving wheels




02. Seat and handlebar height adjustments have locking pop pin for increased safety



03. Aluminum wheel



04. 4.2" LCD monitor (LC7M)



05. Bottle holder

**LC7M**

Monitor : 4.2" LCD Monitor (TIME, RPM, WATTS, DISTANCE)  
 Dimensions : L1,520 x W625 x H1,130mm (L59.8" x W24.6" x H44.5")  
 Unit weight : 50kg (110lbs)  
 Max. user weight : 180kg (397lbs)

Product Features : Magnetic resistance adjustment system  
 8 level resistance adjustable gear  
 Adjustable aluminum handle and seat rail : Up/down 18 level.



**LC7**

Monitor : X  
 Dimensions : L1,520 x W625 x H1,130mm (L59.8" x W24.6" x H42.5")  
 Unit weight : 50kg (110lbs)  
 Max. user weight : 180kg (397lbs)

Product Features : Magnetic resistance adjustment system  
 8 level resistance adjustable gear  
 Adjustable aluminum handle and seat rail : Up/down 18 level.



## LEXCO Strength machines

Designed based on accumulated know-how, they have been manufactured by highly skilled technical staffs.

We select and purchase raw materials by ourselves, process them according to

LEXCO's design philosophy, standardize all parts, and use dedicated high-tech production facilities.

LEXCO

A photograph of a very muscular man from the waist up, shirtless, holding a large black weight plate with both hands. He is wearing black wrist wraps. The background is a dark grey studio setting. The image is framed by a red border on the top and bottom, and a white diagonal stripe on the right side.

# STRENGTH MACHINE

The LS FALCON Series strength by LEXCO is packed with premium features,


enhanced aesthetics and is built by employing expert manufacturing techniques.

Our biomechanics experts design the equipment with proper ergonomics that produce maximum results while being easy to use, safe and comfortable.

Durable ABS shrouds, pre-shaped memory foam pads and detents that keep cables on the pulleys name just a few standard features







**01. Independent Movement Arms**

On applicable units, we use independent arms with converging / diverging movement for a superior workout.

**02. Backrest adjustment lever.**

The gas spring shock absorber-type adjustment lever provides the user with the optimal exercise path by adjusting the backrest to 10 steps along with the aluminum rack guide.

**03. Frame Tubing**

We utilize high quality steel tubing with radius edging to enhance aesthetics and provide excellent durability.

**04. Seat Height Adjustment Lever**

Units with adjustable seat heights are equipped with a lever and gas assist for quick and easy seat adjustments.

**05. Push Pivot motion adjustment lever**

Units with adjustable Push Pivot motion adjustment lever are equipped with an easy-to-operate push button adjustment lever.



**06. Jigs**

Our LS Falcon Series strength is manufactured with the utilization of jigs to ensure stability and accuracy when welding.

**07. ABS Shrouds**

Durable full length ABS Shrouds do many things; increase safety, ensonce internal parts and increase aesthetics.

**08. Foot Assist**

As an additional safety and comfort feature, some units are equipped with a foot assist so the user can set their start / stop position.

**09. Preformed Seat Pads**

Premium preformed memory foam seat pads and upholstery are standard features.

**10. Seat Back Covers**

ABS injection cover is applied to the rear of the invisible backrest seat to improve completeness to satisfy the meticulous aesthetic elements.



Frame Color : Black / Seat Color : Brown



Frame Color : White / Seat Color : Brown



Frame Color : Black / Seat Color : Gray



Frame Color : White / Seat Color : Gray



Frame Color : Black / Seat Color : Black



Frame Color : White / Seat Color : Black

**The LS series selectorized strength line is loaded with premium features that we include as standard equipment such as;**

Gas assisted seat adjustments via easy-to-use control levers, easy-to-use lever with push button for quick push pivot motion adjustments, full length ABS shrouds, ABS seat back covers, preformed memory foam pads with marine grade upholstery resistant to sweat and more. Our biomechanics experts have designed each unit for proper ergonomics and muscle recruitment to ensure the user achieves excellent results.

When possible,

we utilize independent movement arms on converging & diverging axis for enhanced results.

In all, the LS series strength will provide the best possible exercise for users of all abilities.



## LS-101

### Pec Fly / Rear Delt

Dimensions : L1,010 x W1,280 x H1,950mm  
(39.8" x 50.4" x 76.8" x)

Unit Weight : 279kg (615lbs)

Stack Weight : 100kg (220lbs)

Features : \* Dual-function unit performs both pec fly and rear delt.  
\* Gas assisted seat height adjustment with (10) positions  
\* Full Length dual-sided ABS shrouds



## LS-102

### Lat Pull Down

Dimensions : L1,615 x W1,095 x H2,242mm  
(63.6" x 43.1" x 88.3")

Unit Weight : 255kg (562lbs)

Stack Weight : 100kg (220lbs)

Features : \* Height adjustable thigh hold down pads for stability  
\* Integrated thigh pad handle for quick adjustments  
\* Full Length dual-sided ABS shrouds



## LS-103

### Seated Chest Press

Dimensions : L1,430 x W1,437 x H1,940mm (56.3" x 56.6" x 76.4")

Unit Weight : 282kg (622lbs)

Stack Weight : 100kg (220lbs)

- Features :
- \* Independent converging arms for excellent muscle contraction
  - \* Gas assisted seat height adjustment with(10) positions
  - \* Foot assist for user defined start & stop positions
  - \* Full Length dual-sided ABS shrouds



## LS-104

### Shoulder Press

Dimensions : L1,307 x W1,358 x H1,506mm  
(51.5" x 53.5" x 59.3")

Unit Weight : 253kg (578lbs)

Stack Weight : 100kg (220lbs)

- Features :
- \* Independent converging arms for excellent muscle contraction
  - \* Gas assisted seat height adjustment with(10) positions
  - \* Full Length dual-sided ABS shrouds



## LS-105

### Incline Press

Dimensions : L1,439 x W1,421 x H1,619mm  
(56.7" x 56.0" x 63.7")

Unit Weight : 245kg (540lbs)

Stack Weight : 100kg (220lbs)

- Features :
- \* Independent converging arms for excellent muscle contraction
  - \* Gas assisted seat height adjustment with(10) positions
  - \* Foot assist for user defined start & stop positions
  - \* Full Length dual-sided ABS shrouds



## LS-106

### Butterfly

Dimensions : L1,397 x W1,488 x H1,506mm  
(55.0" x 58.6" x 59.3")

Unit Weight : 292kg (644lbs)

Stack Weight : 100kg (220lbs)

- Features :
- \* Independent arms for balanced workout
  - \* Gas assisted seat height adjustment with(10) positions
  - \* Foot assist for user defined start & stop positions
  - \* Full Length dual-sided ABS shrouds



## LS-107

### Biceps Curl

Dimensions : L1,080 x W1,410 x H1,506mm (42.5" x 55.5" x 59.3")

Unit Weight : 226kg (498lbs)

Stack Weight : 100kg (220lbs)

Features : \* Independent arms for excellent muscle contraction

\* Arm pads have fore / after adjustments for better fitment

\* Gas assisted seat height adjustment with (10) positions

\* Full Length dual-sided ABS shrouds



## LS-108

### Low Row

Dimensions : L1,780 x W952 x H1,725mm  
(70.1" x 37.5" x 67.9")

Unit Weight : 220kg (485lbs)

Stack Weight : 100kg (220lbs)

Features : \* Extended pull design for better workout variety

\* Solid EP rubber footpads for secure footing

\* Full Length dual-sided ABS shrouds

\* Includes attachment bar



## LS-109

### Seated Dip

Dimensions : L1,524 x W1,069 x H1,506mm  
(60.0" x 42.1" x 59.3")

Unit Weight : 256kg (564lbs)

Stack Weight : 100kg (220lbs)

Features : \* Gas assisted seat height adjustment with (10) positions

\* Rotary handles provide user with narrow or wide grip

\* Seat back angle ensures proper leverage

\* Full Length dual-sided ABS shrouds



## LS-110

### Abdominal

Dimensions : L1,246 x W1,284 x H1,506mm  
(49.1" x 50.6" x 59.3")

Unit Weight : 237kg (523lbs)

Stack Weight : 100kg (220lbs)

Features : \* Gas assisted seat height adjustment with (10) positions

\* Upper seat back angle ensures proper muscle recruitment

\* Elbow pads provide leverage and stability

\* Full Length dual-sided ABS shrouds



## LS-111

### Compact Cable Crossover

Dimensions : L1,270 x W2,900 x H2,300mm  
(50.0" x 114.2" x 90.1")

Unit Weight : 460kg (1,014lbs)

Stack Weight : 200kg (440lbs)

- Features :
- \* 36 vertical adjustments provide numerous exercises
  - \* Independent weight stacks
  - \* Full Length dual-sided ABS shrouds
  - \* (2) Steel Cable D Handles,  
(2) Nylon Handles, (1) Tricep Rope,  
(1) Revolving Straight Bar (Included)



## LS-113

### Rotary Torso

Dimensions : L1,058 x W951 x H1,495mm  
(41.7" x 37.4" x 58.9")

Unit Weight : 219kg (483lbs)

Stack Weight : 100kg (220lbs)

- Features :
- \* Upper torso handlebar assembly has gas assist for easy user adjustment
  - \* Comfortable knee pads provide leverage
  - \* Full Length dual-sided ABS shrouds





## LS-114

### Assisted Chin / Dip

Dimensions : L1,318 x W1,137 x H2,273mm  
(51.8" x 44.7" x 89.4")

Unit Weight : 256kg (564lbs)

Stack Weight : 100kg (220lbs)

- Features :
- \* Revolving dip handles provide narrow and wide position
  - \* Dual position chin up handles provide narrow and wide grip
  - \* Dip knee pad folds down when performing chin ups
  - \* Dual height steps for easy entry / exit
  - \* Full Length dual-sided ABS shrouds

## LS-115

### Leg Extension

Dimensions : L1,311 x W997 x H1,506mm (51.6" x 39.3" x 59.3")

Unit Weight : 238kg (525lbs)

Stack Weight : 100kg (220lbs)

- Features :
- \* Gas assisted seat fore / aft adjustment with (10) positions
  - \* Seat angle provides ideal leverage and proper muscle contraction
  - \* Adjustment levers with push button to adjust ankle pad height
  - \* Full Length dual-sided ABS shrouds



## LS-116

### Seated Leg Curl

Dimensions : L1,515 x W997 x H1,506mm  
(59.7" x 39.3" x 59.3")

Unit Weight : 243kg (536lbs)

Stack Weight : 100kg (220lbs)

- Features :
- \* Gas assisted seat fore / aft adjustment with (10) positions
  - \* Seat angle provides ideal leverage and proper muscle contraction
  - \* Adjustment lever with push button to adjust ankle pad height
  - \* Full Length dual-sided ABS shrouds



## LS-117

### Seated Leg Press

Dimensions : L1,885 x W1,272 x H1,720mm  
(74.2" x 50.1" x 67.7")

Unit Weight : 321kg (708lbs)

Stack Weight : 100kg (220lbs)

- Features :
- \* Seat fore / aft adjustment with (15) positions
  - \* Seat angle provides ideal leverage and proper muscle contraction
  - \* Solid EP rubber foot plate provides excellent traction
  - \* Full Length dual-sided ABS shrouds



## LS-118

### Inner / Outer Thigh

Dimensions : L1,546 x W850 x H1,565mm (60.1" x 33.5" x 61.6")

Unit Weight : 266kg (586lbs)

Stack Weight : 100kg (220lbs)

- Features :
- \* Dual function abductor/adductor with rotating pads for quick changes
  - \* Adjustable motion range settings via easy to operate pop pin
  - \* Full Length dual-sided ABS shrouds



## LS-119

### Total Hip

Dimensions : L1,390 x W1,140 x H1,565mm (54.7" x 44.9" x 61.6")

Unit Weight : 257kg (567lbs)

Stack Weight : 100kg (220lbs)

- Features :
- \* Carriage uses gas assist and allows user to make easy height adjustments
  - \* Adjustable height settings by easy-to operate pop pin
  - \* Full Length dual-sided ABS shrouds



## LS-120

### Prone Leg Curl

Dimensions : L1,725 x W1,018 x H1,506mm  
(67.9" x 40.0" x 59.3")

Unit Weight : 221kg (487lbs)

Stack Weight : 100kg (220lbs)

- Features :
- \* Seat angle provides ideal leverage and proper muscle contraction
  - \* Adjustment lever with push button to adjust ankle pad height
  - \* Handlebars with fore arm pads provide excellent leverage
  - \* Full Length dual-sided ABS shrouds



## LS-121

### Glute

Dimensions : L1,250 x W1,020 x H1,610mm  
(49.2" x 40.1" x 63.3")

Unit Weight : 235kg (518lbs)

Stack Weight : 100kg (220lbs)

- Features :
- \* Solid EP rubber foot plate provides excellent traction
  - \* Handlebars with fore arm pads provide excellent leverage
  - \* Full Length dual-sided ABS shrouds





## LS-122

### Back Extension

Dimensions : L1,150 x W1,060 x H1,510mm  
(45.2" x 41.7" x 59.4")

Unit Weight : 229kg (505lbs)

Stack Weight : 100kg (220lbs)

Features : \* Adjustable motion range settings  
via easy to operate pop pin  
\* Full Length dual-sided ABS shrouds



## LS-503

### Plate Loaded T-Bar Row

Dimensions : L1,674 x W1,030 x H1,057mm  
(L66.0" x W40.5" x H41.6")

Unit Weight : 59kg (130lbs)

Features : \* 2 foot positions: 1 low & 1 high to fit users of  
different torso lengths  
\* Handlebars provide both narrow and  
wide grip positions  
\* Durable EP rubber foot plates provide excellent  
traction





# Dual Function

## LS Dual Function series

Designed to make maximum use of your facility's space by performing multiple exercises on one machine. Even though they are multi-function units, there is very little compromise in the effectiveness of the exercise from a traditional single station unit.

All units are full commercial grade that can be used in high traffic facilities, yet are reasonably priced. All units have been designed to transition easily from one exercise to the next.



## LS-702

### Lat Pull Down / Low Row

Dimensions : L2,140 x W1,280 x H2,235mm  
(84.3" x 50.4" x 88.0")

Unit Weight : 267kg (589lbs)

Stack Weight : 100kg (220lbs)

- Features :
- \* Seat pad adjusts for proper angle to ensure the effectiveness of both exercises
  - \* Quick seat and thigh pad adjustments with pop pins
  - \* Solid EP rubber foot pads provide excellent traction
  - \* Full Length dual-sided ABS shrouds

### Prone Leg Curl



### Leg Extension



## LS-703

### Leg Extension / Prone Leg Curl

Dimensions : L1,400 x W1,080 x H1,550mm  
(55.1" x 42.5" x 61.0")

Unit Weight : 275kg (606lbs)

Stack Weight : 100kg (220lbs)

- Features :
- \* 2 functions: Leg Extension & Prone Leg Curl
  - \* Pads adjust to proper angles to ensure the effectiveness of both exercises
  - \* Quick seat, back / chest pad adjustments with pop pins
  - \* Full Length dual-sided ABS shrouds

## LEXCO's new strength series, MASTER PRO

For the best stimulation of the target muscle and the maximum increase in the range of motion, the movement of the plate loaded driven independently from side to side is designed to realize the optimal angle of motion.

In addition, one of the special features of MASTER PRO, the push button pivot motion and the 10-step gas spring + rack gear seat adjustment are applied to the plate loaded machines which will have the best exercise effect for both experts and the general users, focusing on improving all user's exercise efficiency.



# MASTERPRO



01. LPS-102F Seat Height adjustment lever




02. LPS-112 Dual cable Rotating handle



03. LPS-114 Standing Chin up



04. LPS-115 Push Pivot motion adjustment lever



05. LPS-117 Backrest adjustment lever



06. LF-510 Front image of Link out thigh



Frame Color : Black / Seat Color : Black

Frame Color : Black / Seat Color : Brown

Frame Color : Black / Seat Color : Gray

Frame Color : White / Seat Color : Black

Frame Color : White / Seat Color : Brown

Frame Color : White / Seat Color : Gray

## Master Pro Selectorized

### LPS-101

#### Pec Fly / Rear Delt

Dimensions : L766 x W1,473 x H2,060mm ( 30.1" x 57.9" x 81.1" )

Unit Weight : 260kg (375lbs)

Stack Weight : 100kg (220lbs)

- Features :
- \* Handlebars provide both narrow and wide grip positions for variety exercise angles
  - \* 11-step backrest adjustment, 7-steps handlebars adjustment(L/R)
  - \* Gas assisted seat height adjustment with (10) positions
  - \* Ergonomic curved urethane memory foam seat
  - \* Full length dual-side ABS shrouds



### LPS-102

#### Lat Pull Down

Dimensions : L846 x W1,787 x H2,259mm ( 33.3" x 70.3" x 88.9" )

Unit Weight : 221 kg (487lbs)

Stack Weight : 100kg (220lbs)

- Features :
- \* Stable 7-step adjustable thigh pad
  - \* Ergonomic urethane memory foam seat
  - \* Full length dual-side ABS shrouds



### LPS-102F

#### Fixed Pull Down

Dimensions : L1,338 x W1,511 x H1,861mm  
( 52.6" x 59.4" x 73.2" )

Unit Weight : 244.5kg (539lbs)

Stack Weight : 100kg (220lbs)

- Features :
- \* Provide stable path of motion with fixed handle Provide
  - \* Counter-balanced take off weight for user lift only selected weight
  - \* Gas assisted seat height adjustment with (10) positions
  - \* Full length dual-side ABS shrouds



### LPS-103

#### Seated Chest Press

Dimensions : L1,605 x W1,085 x H1,421mm  
( 63.1" x 42.7" x 55.9" )

Unit Weight : 231.5kg (510lbs)

Stack Weight : 100kg (220lbs)

- Features :
- \* 5-Stage handle front/back adjustment that provides various positions
  - \* Gas assisted seat height adjustment with (10) positions
  - \* Ergonomic curved urethane memory foam seat/backrest
  - \* Full length dual-side ABS shrouds



## LPS-104

### Shoulder Press

Dimensions : L1,469 x W1,522 x H1368mm ( 57.8" x 59.5" x 53.8" )

Unit Weight : 245.5kg (541.2lbs)

Stack Weight : 100kg (220lbs)

- Features :
- \* Dual position handles providing exercise diversity
  - \* Provide counter-balanced take off weight for user lift only selected weight
  - \* Gas assisted seat height adjustment with (10) positions
  - \* Ergonomic curved urethane memory foam seat/backrest
  - \* Full length dual-side ABS shrouds

## LPS-107

### Biceps Curl

Dimensions : L1,074 x W1,433 x H1,368mm ( 42.2" x 56.4" x 53.8" )

Unit Weight : 206kg (454lbs)

Stack Weight : 75kg (165lbs)

- Features :
- \* Provide counter-balanced take off weight for user lift only selected weight
  - \* Gas assisted seat height adjustment with (10) positions
  - \* Ergonomic curved urethane memory foam seat/elbow pad
  - \* Full length dual-side ABS shrouds



## LPS-110

### Abdominal

Dimensions : L980 x W1,260 x H1,368mm ( 38.5" x 49.6" x 53.8" )

Unit Weight : 240kg (529lbs)

Stack Weight : 100kg (220lbs)

- Features :
- \* 11-Step adjustable footrest provides foot comfort positioning without unnecessary movement
  - \* Provide counter-balanced take off weight for user lift only selected weight
  - \* Gas assisted seat height adjustment with (10) positions
  - \* Ergonomic curved urethane memory foam seat/pads
  - \* Full length dual-side ABS shrouds



## LPS-112

### Dual Cable

Dimensions : L1,705 x W1,285 x H2,280mm ( 67.1" x 50.5" x 89.7" )

Unit Weight : 425.5kg (938lbs)

Stack Weight : 150kg (330lbs)

- Features :
- \* 19-Step height adjustable handles, 14-step rotating handles provide diversity of motion with pop-pins
  - \* 11-Step up/down & 18-step front/back fixing chest pad that provides various positions with pop-pins
  - \* Dual handle chip-up bar
  - \* Full length dual-side ABS shrouds





## LPS-114

### Standing Chin up

Dimensions : L1,565 x W1,414 x H2,460mm ( 61.6" x 55.6" x 96.8" )

Unit Weight : 330kg (727lbs)

Stack Weight : 75kg (165lbs)

- Features :
- \* Exercise available assist footrest with knees extended
  - \* Width adjustable dipping handles
  - \* Dual position chin up handles provide narrow and wide position
  - \* Full length dual-side ABS shrouds

## LPS-115

### Leg Extension

Dimensions : L1,110 x W1,390 x H1,368mm ( 43.7" x 54.7" x 53.8" )

Unit Weight : 258kg (568lbs)

Stack Weight : 100kg (220lbs)

- Features :
- \* Ankle position pad adjustable 9-step push button
  - \* Provide counter-balanced take off weight for user lift only selected weight
  - \* Gas assisted backrest adjustment with (11) positions
  - \* Ergonomic curved urethane memory foam seat/backrest
  - \* Full length dual-side ABS shrouds



## LPS-116

### Seated Leg Curl

Dimensions : L1,102 x W1,581 x H1,368mm ( 43.3" x 62.2" x 53.8" )

Unit Weight : 244kg (537lbs)

Stack Weight : 100kg (220lbs)

- Features :
- \* Ankle position pad adjustable 9-step push button
  - \* 5-step knee fixing device
  - \* Provide counter-balanced take off weight for user lift only selected weight
  - \* Gas assisted backrest adjustment with (11) positions
  - \* Ergonomic curved urethane memory foam seat/backrest
  - \* Full length dual-side ABS shrouds



## LPS-117

### Seated Leg Press

Dimensions : L1,075 x W1,890 x H1,952mm ( 42.3" x 74.4" x 76.8" )

Unit Weight : 440kg (770lbs)

Stack Weight : 154.5kg (340.6lbs)

- Features :
- \* Providing dual sliding rail type movement for diversity exercise
  - \* Squat position available angled rear rail
  - \* 7-step backrest adjustment and 7-step footrest adjustments
  - \* Ergonomic curved urethane memory foam seat/backrest
  - \* Full length dual-side ABS shrouds



## LPS-118

### Inner Thigh

Dimensions : L795 x W1,685 x H1,625mm ( 31.2" x 66.3" x 63.9" )

Unit Weight : 260kg (573lbs)

Stack Weight : 75kg (165lbs)

- Features :
- \* 8-Step thigh pad adjustment
  - \* Ergonomic curved urethane memory foam seat/backrest
  - \* Full length dual-side ABS shrouds



## LPS-119

### Total Hip

Dimensions : L995 x W1,798 x H1,806mm ( 39.1" x 70.7" x 71.1" )

Unit Weight : 275kg (606lbs)

Stack Weight : 75kg (165lbs)

- Features :
- \* 11-step foot plate up/down adjustments
  - \* 29-step adjustable height setting by easy operate pop-pin
  - \* Full length dual-side ABS shrouds



## LPS-120

### Prone Leg Curl

Dimensions : L1,004 x W1,703 x H1368mm  
( 39.5" x 67.0" x 53.8" )

Unit Weight : 242.5kg (534.6lbs)

Stack Weight : 100kg (220lbs)

- Features :
- \* Adjustment lever with 7-step push button to adjust ankle pad height
  - \* Provide counter-balanced take off weight for user lift only selected weight
  - \* Ergonomic urethane memory foam seat
  - \* Full length dual-side ABS shrouds



## LPS-121

### Seated Row

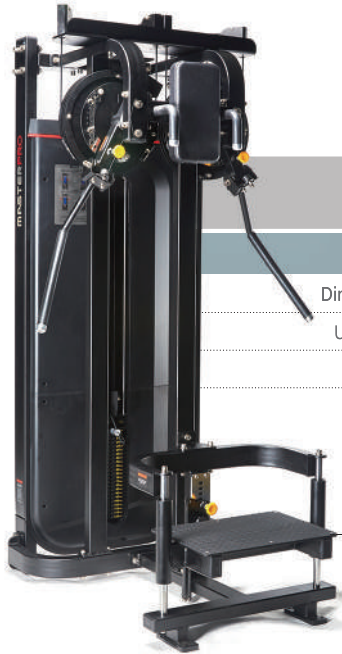
Dimensions : L947 x W1,291x H1,940mm  
( 37.2" x 50.8" x 76.3" )

Unit Weight : 260.5kg (574.3lbs)

Stack Weight : 100kg (220lbs)

- Features :
- \* Gas assisted seat adjustment with (11) positions
  - \* Dual position handles providing exercise diversity
  - \* Ergonomic curved urethane memory foam seat
  - \* Full length dual-side ABS shrouds





## LPS-122

### Standing Multi Fly

Dimensions : L882 x W1,292 x H2,143mm ( 34.7" x 50.8" x 84.3" )

Unit Weight : 414kg (912lbs)

Stack Weight : 154.5kg (340.6lbs)

- Features :
- \* 10-step handle adjustments
  - \* Gas assisted footplate height adjustment with (11) positions
  - \* Full length dual-side ABS shrouds



## LPS-124

### Hip Thrust

Dimensions : L2,005 x W924 x H1,363mm  
( 78.9" x 36.3" x 53.6" )

Unit Weight : 303kg (668lbs)

Stack Weight : 100kg (220lbs)

- Features :
- \* 9-step sliding adjustment considering users height
  - \* Hip joint pads leading free movement trajectories
  - \* Full length dual-side ABS shrouds
  - \* 8-step up/down seat adjustments

## LPS-123

### Outer Thigh

Dimensions : L825 x W1,685 x H1,625mm ( 32.4" x 66.3" x 63.9" )

Unit Weight : 263kg (579lbs)

Stack Weight : 75kg (165lbs)

- Features :
- \* Top and bottom handles provide exercise diversity
  - \* 8-step thigh pad adjustment
  - \* Ergonomic curved urethane memory foam seat
  - \* Full length dual-side ABS shrouds





# Plate Load

## LP-301

### Plate Loaded Seated Chest Press

Dimensions : L1.070 x W1.800 x H1.880mm (L42.0"x W71.0"x H74.0")

Unit Weight : 159kg (351lbs)

- Features :
- \* The point of movement of the handle can be adjusted while sitting on the seat, making it convenient to exercise and the diagonal driving method leads to the maximum contraction of the thoracic muscle.
  - \* Left/Right independent exercise available type
  - \* Adjustable 8 level of handles' range of movement
  - \* Urethane memory foam seat
  - \* 4 weight plate storage bars



## LP-302

### Plate Loaded Chest Press

Dimensions : L1.545 x W1.755 x H1.085mm (L61.0"x W69.0"x H43.0")

Unit Weight : 110kg (243lbs)

- Features :
- \* The angle at the top of the bench is designed to be 5 degrees higher to lead to the maximum contraction of the pectoralis major muscle in the press motion.
  - \* Left/Right independent exercise available type
  - \* Adjustable 5 level of handles' range of movement
  - \* Urethane memory foam seat
  - \* 2 weight plate storage bars



## LP-303

### Plate Loaded Incline Press

Dimensions : L1.985 x W1.535 x H1.177mm (L78.0"x W60.0"x H46.0")

Unit Weight : 127kg (280lbs)

- Features :
- \* The handle's operation point can be adjusted while lying on the bench, making it more convenient to exercise and excellent in stability with a footrest bars attached.
  - \* Left/Right independent exercise available type
  - \* Adjustable 5 level of handles' range of movement
  - \* Urethane memory foam seat





## LP-304

### Plate Loaded Shoulder Press

Dimensions : L1,230 x W1,370 x H1,390mm (L48.5" x W54.0" x H55.0")

Unit Weight : 122kg (269lbs)

- Features :
- \* User can develop triangular muscles at various angles using three types of handles.
  - \* Left/Right independent exercise available type
  - \* Three types of handles
  - \* Urethane memory foam seat
  - \* 4 weight plate storage bars



## LP-305

### Plate Loaded Wide Pulldown

Dimensions : L1,830 x W1,090 x H2,000mm (L72.0" x W43.0" x H79.0")

Unit Weight : 148kg (326lbs)

- Features :
- \* Handle frame drive motion which widens toward the point of contraction, enables a wide range of stimulation transmissions.
  - \* Left/Right independent exercise available type
  - \* Urethane memory foam seat
  - \* 4 weight plate storage bars

## LP-306

### Plate Loaded High Row

Dimensions : L1,520 x W1,400 x H1,995mm (L60.0" x W55.0" x H79.0")

Unit Weight : 180kg (397lbs)

- Features :
- \* Designed in the form of V, the handle enables various back exercises from the middle to the bottom of the latissimus dorsi muscle.
  - \* Left/Right independent exercise available type
  - \* Apply one-arm handle
  - \* Urethane memory foam seat
  - \* 4 weight plate storage bars



## LP-307

### Plate Loaded Pulldown

Dimensions : L1,655 x W1,500 x H2,050mm  
(L65.0" x W59.0" x H81.0")

Unit Weight : 148kg (326lbs)

- Features :
- \* Handle designed to be held under-grip can intensively develop the lower part of the latissimus dorsi muscle.
  - \* Left/Right independent exercise available type
  - \* Apply one-arm handle
  - \* Urethane memory foam seat
  - \* 4 weight plate storage bars





## LP-308

### Plate Loaded Seated Row

Dimensions : L1,470 x W1,217 x H1,283mm  
(L58.0" x W48.0" x H51.0")

Unit Weight : 114kg (251lbs)

- Features :
- \* The two types of handles designed to be held in various forms increase diversity in dorsal motion
  - \* Left/Right independent exercise available type
  - \* Steel Plate foot rests
  - \* Urethane memory foam seat



## LP-311

### V-Squat

Dimensions : L2,038 x W675 x H1,753mm  
(80.2" x 26.6" x 69.0")

Unit Weight : 232kg (512lbs)

- Features :
- \* (5) step stop hole with pin for various exercise rage
  - \* (3) level height adjustment safety bar
  - \* Dual Shoulder pad ( front / back ) for 2-way exercise
  - \* Gas spring shock absorber and (5) step foot plate adjustment
  - \* Ergonomic curved urethane memory foam pads

## LP-312A

### Power Leg Press PRO

Dimensions : L2,335 x W1,605 x H1,455mm (L56.8" x W45.8" x H51.2")

Unit Weight : 255kg (562lbs)

- Features :
- \* Extremely high weight exercise is possible with tension spring stoppers and two-stage detachable seat.
  - \* 2 Stage detachable seat
  - \* Tension spring stopper
  - \* Urethane memory foam seat
  - \* 6 weight plate storage bars(admitted weight 1000kg-option)



## LP-312B

## LP-313

### Hack Slide

Dimensions : L1,802 x W1,255 x H1,273mm  
(L71.0" x W49.4" x H50.1")

Unit Weight : 176kg (388lbs)

- Features :
- \* The 45-degree frame body ergonomically enables intensive stimulation transmission to the front of the femoral muscle.
  - \* Semi-automatic stopper
  - \* Urethane memory foam seat
  - \* Solid EP rubber footpads for secure footing





## LP-314

### Squat Press

Dimensions : L1,960 x W1,520 x H1,363mm  
(L77.1" x W59.8" x H53.6")

Unit Weight : 192kg (423lbs)

- Features :
- \* The 7-step backrest adjustment allows you to freely exercise around the desired area from the femoral muscle to the obtuse muscle, and uses a curved memory foam to protect your back while making movements similar to squats.
  - \* 7-Step backrest adjustment
  - \* Urethane memory foam seat
  - \* Solid EP rubber footpads for secure footing
  - \* Option : Additional weight plate bar



## LP-315

### Plate Loaded Leg Extension

Dimensions : L1,642 x W1,371 x H1,150mm  
(L64.6" x W54.0" x H45.3")

Unit Weight : 161.5kg (356lbs)

- Features :
- \* Dual movement systems that offer independent left/right leg exercise
  - \* Adjustable lever with push button to adjust leg height
  - \* Two weight plate storage bars



## LP-316

### Kneeling Leg Curl

Dimensions : L1,230 x W1,370 x H1,390mm  
(L48.5" x W54.0" x H55.0")

Unit Weight : 150kg (331lbs)

- Features :
- \* Improve the separation of the femoral biceps by maximizing the concentration of muscles in a way that is driven left and right respectively.
  - \* Left/Right independent exercise available type
  - \* Urethane memory foam seat
  - \* 2 weight plate storage bars

## LP-201

### Smith Machine

Dimensions : L1,330 x W2,167 x H2,118mm  
(L52.3" x W85.3" x H83.3")

Unit Weight : 213kg (470lbs)

- Features :
- \* It has improved safety in hook design and boasts a smooth up and down movement of the barbell.
  - \* Highly safe hook design
  - \* Barbell stopper that's easy to use
  - \* 8 weight plate storage bars





## LF-509

### Standing Outer Thigh

Dimensions : L1,726 x W 920 x H1,570mm (68.0" x 36.2" x 61.8")

Unit Weight : 165 kg (364lbs)

- Features :
- \* Comfortable thigh pads
  - \* Smooth movement that maximizes exercise effectiveness
  - \* Two weight plate storage bars

## LP-510

### Link Outer Thigh

Dimensions : L1,565 x W1,141 x H1,419mm (L61.6" x W45.0" x H56.0")

Unit Weight : 148kg (327lbs)

- Features :
- \* Both handles and nylon belts are installed to control the movement of the waist that can be intervened during exercise, boasting the best stability.
  - \* Ergonomic design.
  - \* Nylon belt that improves stability
  - \* Urethane memory foam seat
  - \* 2 weight plate storage bars



## LF-511

### V-Squat

Dimensions : L1,477 x W1,946 x H1,689mm (L58.1" x W76.6" x H66.5")

Unit Weight : 193kg (426lbs)

- Features :
- \* Shoulder pads for stability during squat
  - \* Non-slip rigid curved foot plate
  - \* Two weight plate storage bars

## LEXCO's new selectorized strength series, MASTER

Direct movement maximizes stimulation on the user's exercise goals and provides optimal interaction for both experts and general users. It features a high-end ABS injection stack cover, a solid frame, and a curved memory foam backrest and seats

# MASTER



01. Motion range adjustment

02. Full Length rear ABS shrouds

03. Curved memory foam back seat

04. Premium ABS seat back cover

05. Wire derailing prevention roller cover

OPTION



Upper point selectable color : Red or Gray



Frame : Black / Upholstery : Brown



Frame : Black / Upholstery : Gray



Frame : Black / Upholstery : Black

# MASTER



## LM-102

### Lat Pull Down

Dimensions : L1,536 x W650 x H2,210mm  
(L60.4" x W25.5" x H87.0")

Unit Weight : 208kg (458lbs)

Stack Weight : 100kg (220lbs)

Features : \* Saddle pad designed for various angles of exercise  
\* Urethane memory foam seat  
\* ABS injection stack cover

## LM-101

### Pec Fly / Rear Delt

Dimensions : L1,220 x W660 x H2,025mm  
(L48.0" x W25.9" x H79.7")

Unit Weight : 208kg (458lbs)

Stack Weight : 100kg (220lbs)

Features : \* Dual position handle that provides diversity of exercise  
\* Urethane memory foam seat  
\* ABS injection stack cover



## LM-103

### Seated Chest Press

Dimensions : L1,170 x W1,216 x H1,371mm  
(L46.0" x W47.8" x H53.9")

Unit Weight : 214kg (472lbs)

Stack Weight : 100kg (220lbs)

Features : \* 7-step adjustable handle that provides diversity of exercise  
\* Urethane memory foam seat  
\* ABS injection stack cover



## LM-104

### Shoulder Press

Dimensions : L1.552 x W1.358 x H1.345mm  
(L61.1" x W53.4" x H52.9")

Unit Weight : 237kg (523lbs)

Stack Weight : 100kg (220lbs)

Features : \* Applied good handle angle that realizes the optimal exercise angle.  
\* Urethane memory foam seat  
\* ABS injection stack cover



## LM-105

### Incline Press

Dimensions : L1.881 x W1.313 x H1.330mm  
(L74.0" x W51.6" x H52.3")

Unit Weight : 233kg (514lbs)

Stack Weight : 100kg (220lbs)

Features : \* 7-step adjustable handle that provides diversity of exercise  
\* Urethane memory foam seat  
\* ABS injection stack cover



## LM-106

### Butterfly

Dimensions : L820 x W1.455 x H1.375mm  
(L32.2" x W57.2" x H54.1")

Unit Weight : 186kg (410lbs)

Stack Weight : 75kg (165lbs)

Features : \* Applied good handle pipe design that realizes optimal motion  
\* Urethane memory foam seat  
\* ABS injection stack cover



## LM-107

### Biceps Curl

Dimensions : L1.005 x W995 x H1.330mm  
(L39.5" x W39.1" x H52.3")

Unit Weight : 162kg (357lbs)

Stack Weight : 75kg (165lbs)

Features : \* Armrest pads designed to achieve optimal muscle contraction and relaxation  
\* Urethane memory foam seat  
\* ABS injection stack cover





## LM-108

### Low Row

Dimensions : L1.985 x W650 x H1.880mm  
(L78.1" x W25.5" x H74.0")

Unit Weight : 201kg (443lbs)

Stack Weight : 100kg (220lbs)

Features : \* Solid EP rubber footpads for secure footing  
\* Urethane memory foam seat  
\* ABS injection stack cover

## LM-109

### Seated Dip

Dimensions : L1.175 x W935 x H1.330mm  
(L46.2" x W36.8" x H52.3")

Unit Weight : 166kg (366lbs)

Stack Weight : 75kg (165lbs)

Features : \* Angled backrest that provides stability.  
\* Urethane memory foam seat  
\* ABS injection stack cover



## LM-110

### Abdominal

Dimensions : L1.245 x W1.080 x H1.455mm  
(L49.0" x W42.5" x H57.2")

Unit Weight : 212kg (467lbs)

Stack Weight : 100kg (220lbs)

Features : \* Stable foot holder and footrest for effective muscle contraction  
\* Urethane memory foam seat  
\* ABS injection stack cover





## LM-111

### Cable Crossover

Dimensions : L890 x W2,185 x H2,290mm  
(L35.0" x W86.0" x H90.1")

Unit Weight : 329kg (725lbs)

Stack Weight : 150kg (330lbs)

Features : \* 19-level adjustment rail that provides various exercises and angles  
\* 10 handle holders  
\* ABS injection stack cover



## LM-112

### Dual Pulley

Dimensions : L890 x W1,565 x H2,290mm  
(L35.0" x W61.6" x H90.1")

Unit Weight : 314kg (692lbs)

Stack Weight : 150kg (330lbs)

Features : \* 19-level adjustment rail that provides various exercises and angles  
\* 6 handle holders  
\* ABS injection stack cover

## LM-113

### Rotary Torso

Dimensions : L1,605 x W800 x H1,330mm  
(L63.1" x W31.4" x H52.3")

Unit Weight : 170kg (375lbs)

Stack Weight : 75kg (165lbs)

Features : \* High pads that provide stability  
\* Urethane memory foam seat  
\* ABS injection stack cover





## LM-114

### Assisted Chin / Dip

Dimensions : L1.175 x W1.130 x H2.300mm  
(L46.2" x W44.4" x H90.5")

Unit Weight : 277kg (611lbs)

Stack Weight : 100kg (220lbs)

Features : \* Dual chinning handles that provide diversity of exercise  
\* ABS injection stack cover  
\* Folding type knee pad

## LM-115

### Leg Extension

Dimensions : L1.280 x W990 x H1.340mm  
(L50.3" x W38.9" x H52.7")

Unit Weight : 214kg (472lbs)

Stack Weight : 100kg (220lbs)

Features : \* Angled saddle and backrest designed for optimal muscle contraction and relaxation  
\* Urethane memory foam seat  
\* ABS injection stack cover



## LM-116

### Outer Thigh

Dimensions : L1.640 x W650 x H1.330mm  
(L64.5" x W25.5" x H52.3")

Unit Weight : 188kg (414lbs)

Stack Weight : 75kg (165lbs)

Features : \* Easy-to-use extended operating range handle  
\* Urethane memory foam seat  
\* ABS injection stack cover



## LM-117

### Seated Leg Press

Dimensions : L1.550 x W985 x H1.870mm  
(L61.0" x W38.7" x H73.6")

Unit Weight : 280kg (617lbs)

Stack Weight : 100kg (220lbs)

Features : \* Angled backrest designed for optimal muscle contraction  
\* Solid EP rubber footpads for secure footing  
\* Urethane memory foam seat  
\* ABS injection stack cover



## LM-118

### Inner Thigh

Dimensions : L1,640 x W650 x H1,330mm  
(L50.9" x W43.7" x H56.8")

Unit Weight : 188kg (414lbs)

Stack Weight : 75kg (165lbs)

Features : \* Easy-to-use extended operating range handle  
\* Urethane memory foam seat  
\* ABS injection stack cover



## LM-119

### Total Hip

Dimensions : L1,295 x W1,110 x H1,445mm  
(L50.9" x W43.7" x H56.8")

Unit Weight : 189kg (417lbs)

Stack Weight : 75kg (165lbs)

Features : \* Adjustable pop-pin that adjust the starting position and range of exercise  
\* Solid EP rubber footpads for secure footing  
\* ABS injection stack cover



## LM-120

### Prone Leg Curl

Dimensions : L1,740 x W970 x H1,330mm  
(L68.5" x W38.1" x H52.3")

Unit Weight : 209kg (461lbs)

Stack Weight : 100kg (220lbs)

Features : \* Adjusting handle that can adjust the angle stably  
\* Urethane memory foam seat  
\* ABS injection stack cover



## LM-121

### Seated Row

Dimensions : L1,370 x W885 x H1,910mm  
(L53.9" x W34.8" x H75.1")

Unit Weight : 223kg (492lbs)

Stack Weight : 100kg (220lbs)

Features : \* Applied various exercises available handle  
\* Solid EP rubber footpads for secure footing  
\* Urethane memory foam seat  
\* ABS injection stack cover



# MASTER Free Weight

**LEXCO's free weight LF master is designed to put optimal load on the exercise area of body.**

The physical stability provided by the curved memory foam helps increase the range of motion of the body segment during exercise, and the application of ergonomic design allows exercise optimized for the development of target muscles.

Designed to maximize the effectiveness of exercise, the free weight LF master series will provide an optimal exercise environment to satisfy for both experts and the general public.

## LF-201

### Smith Machine

Dimensions : L1,305 x W2,021 x H2,052mm  
(L51.3" x W79.5" x H80.7")

Unit Weight : 205kg (452lbs)

Features : \* 10kg dual weight that increases safety and stability  
\* Installed chrome plated weight lift bar  
\* 8 weight plate storage bars



## LF-202

### Power Leg Press

Dimensions : L2,175 x W1,600 x H1,235mm  
(L85.6" x W62.9" x H48.6")

Unit Weight : 194kg (428lbs)

Features : \* Various angle adjustable backrest  
\* 2 step manual stopper for user safety  
\* Urethane memory foam seat



## LF-203

### Half Rack

Dimensions : L1.300 x W1.711 x H2.235mm  
(L51.1" x W67.3" x H87.9")

Unit Weight : 142kg (313lbs)

Features : \* 20 level lock position  
\* 10 weight plate storage bars



## LF-203R

### Half Rack-R

Dimensions : L1.300 x W1.711 x H2.235mm  
(L51.1" x W67.3" x H87.9")

Unit Weight : 145kg (320lbs)

Features : \* 20 level lock position  
\* 10 weight plate storage bars  
\* Rope attachment



## LF-204

### Power Rack

Dimensions : L1.747 x W1.711 x H2.300mm  
(L68.7" x W67.3" x H90.5")

Unit Weight : 211kg (465lbs)

Features : \* 20 level lock position  
\* 10 weight plate storage bars

## LF-205

### Multi-Half Rack

Dimensions : L1.940 x W2.036 x H2.200mm  
(L76.3" x W80.1" x H86.6")

Unit Weight : 293kg (646lbs)

Features : \* 20 level lock position  
\* 10kg dual weight that increases safety and stability  
\* 8 weight plate storage bars



# MASTER Free Weight

## LF-208

### Olympic Incline Bench

Dimensions : L1,410 x W1,761 x H1,370mm  
(L55.5" x W69.3" x H53.9")

Unit Weight : 59kg (130lbs)

- Features :
- \* Two barbell holders that provide safety
  - \* Urethane memory foam seat
  - \* 2 weight plate storage bars



## LF-209

### Olympic Decline Bench

Dimensions : L1,867 x W1,755 x H1,055mm  
(L73.5" x W69.0" x H41.5")

Unit Weight : 68kg (150lbs)

- Features :
- \* Two barbell holders that provide safety
  - \* Urethane memory foam seat
  - \* 2 weight plate storage bars



## LF-210

### Chin / Dip / Leg Raise

Dimensions : L1,355 x W1,176 x H2,235mm  
(L53.3" x W46.2" x H87.9")

Unit Weight : 81kg (179lbs)

- Features :
- \* Improved stability of backrest and elbow pad
  - \* Urethane memory foam backrest
  - \* Dual chinning handles that provide diversity of exercise
  - \* Solid EP rubber footpads for secure footing



## LF-211

### Dual Torso Twist

Dimensions : L1,420 x W600 x H1,325mm  
(L55.9" x W23.6" x H52.1")

Unit Weight : 51kg (112lbs)

- Features :
- \* Memory foam seat that provides stability
  - \* Anti-slip design steel plate







## LF-212

### Back Extension Bench

Dimensions : L1.145 x W665 x H740mm  
(L45.0" x W26.1" x H29.1")

Unit Weight : 45kg (99lbs)

Features : \* Thigh memory foam pad that provides stability  
\* Solid EP rubber footpads for secure footing



## LF-213

### Adjustable Sit Up Bench

Dimensions : L1.604 x W660 x H895mm  
(L63.1" x W25.9" x H35.2")

Unit Weight : 45kg (99lbs)

Features : \* A curved memory foam seat that provides user comfort  
\* 17 levels of height adjustable backrest.  
\* Easy to move with two wheels and a handle



## LF-214

### Leg Raise

Dimensions : L1.355 x W735 x H1.915mm  
(L53.3" x W28.9" x H75.3")

Unit Weight : 71kg (157lbs)

Features : \* Improved stability of backrest and elbow pad  
\* Urethane memory foam backrest  
\* Solid EP rubber footpads for secure footing



## LF-215

### Olympic Squat Rack

Dimensions : L1.410 x W1.761 x H1.663mm  
(L55.5" x W69.3" x H65.4")

Unit Weight : 84kg (185lbs)

Features : \* 3 Barbell holders  
\* 4 weight plate storage bar

# MASTER Free Weight



## LF-216

### Olympic Bench Press

Dimensions : L1,635 x W1,761 x H1,158mm  
(L64.3" x W69.3" x H45.5")

Unit Weight : 60kg (132lbs)

Features : \* Two barbell holders that provide safety  
\* Urethane memory foam seat  
\* 2 weight plate storage holder

## LF-217

### Adjustable Flat / Incline Bench

Dimensions : L1,420 x W555 x H440mm  
(L55.9" x W21.8" x H17.3")

Unit Weight : 36kg (79lbs)

Features : \* 19 levels of height adjustable backrest  
\* 12 levels of height adjustable seat  
\* Easy to move with two wheels and a handle  
\* Urethane memory foam seat



## LF-218

### Preacher Curl Bench

Dimensions : L900 x W790 x H1,035mm  
(L35.4" x W31.1" x H40.7")

Unit Weight : 49kg (108lbs)

Features : \* Armrest pads designed to achieve optimal muscle contraction and relaxation  
\* Urethane memory foam seat



## LF-219

### Adjustable Decline Bench

Dimensions : L1,485 x W625 x H620mm  
(L58.4" x W24.6" x H24.4")

Unit Weight : 39kg (86lbs)

Features : \* A curved memory foam seat that provides user comfort  
\* 8 levels of height adjustable backrest  
\* Urethane memory foam seat  
\* Easy to move with two wheels and a handle

## LF-220

### Flat Bench

Dimensions : L1,220 x W660 x H440mm  
(L48.0" x W23.6" x H17.3")

Unit Weight : 24kg (53lbs)

Features : \* Easy to move with two wheels and a handle  
\* Urethane memory foam seat






## LF-221

### Seated Calf

Dimensions : L1,370 x W600 x H895mm  
(L53.9" x W23.6" x H35.2")

Unit Weight : 45kg (99lbs)

Features : \* 11 levels of height adjustable knee pads  
\* Anti-slip design steel plate  
\* Urethane memory foam seat



## LF-222

### Three Tier Dumbbell Rack

Dimensions : L780 x W2,465 x H990mm  
(L30.7" x W97.0" x H38.9")

Unit Weight : 104kg (229lbs)

Features : \* 30 molding plastic dumbbell holders for safe use  
\* 15 pairs of dumbbells holder



## LF-224

### Olympic Plate Tree

Dimensions : L645 x W600 x H1,370mm  
(L25.7" x W23.6" x H53.9")

Unit Weight : 29kg (64lbs)

Features : \* 6 weight plate storage bars  
\* Designed suitable for a limited space



## LF-225

### Two Tier Dumbbell Rack

Dimensions : L615 x W2,465 x H700mm  
(L24.2" x W97.0" x H27.5")

Unit Weight : 70kg (154lbs)

Features : \* 20 molding plastic dumbbell holders for safe use  
\* 10 pairs of dumbbells holder



## LF-226

### Barbell Rack

Dimensions : L925 x W980 x H1,405mm  
(L36.4" x W38.5" x H55.3")

Unit Weight : 52kg (115lbs)

Features : \* 10 barbell holders with simple design



## LF-227

### Utility Bench

Dimensions : L1,270 x W550 x H870mm  
(L50.0" x W21.6" x H34.2")

Unit Weight : 24kg (53lbs)

Features : \* A curved memory foam seat that provides user comfort  
\* Footrest that provide stability  
\* Easy to move two wheels

	LT8xA	LT7xL	LT7xM
<b>Feature</b>			
Deck	Maintenance-Free Anti-Static	Maintenance-Free Anti-Static	Maintenance-Free Anti-Static
Running Belt	Premium Urethane Coated	Premium Urethane Coated	Premium Urethane Coated
Running Surface	L 1,600 x W 540mm (L 63.0" x W 21.3")	L 1,600 x W 540mm (L 63.0" x W 21.3")	L 1,600 x W 540mm (L 63.0" x W 21.3")
Incline Range	0~16%	0~16%	0~16%
Speed	0.5~20Km/h (0.3 ~ 12mi/h)	0.5~20Km/h (0.3 ~ 12mi/h)	0.5~20Km/h (0.3 ~ 12mi/h)
High Strength One piece frame	○	○	○
High Modulus Deck Shocks	○	○	○
Auto Tensioning Drive Belt	○	○	○
Srowned Roller	○	○	○
Rear Roller Safety Guard	○	○	○
Primary Handles	Premium Urethane Handrails	Premium Urethane Handrails	Premium Urethane Handrails
Contact HeartRate	○	○	○
<b>Console</b>			
Monitor	23" Capacitive Touch Screen	23" Capacitive Touch Screen	Attached 24" LED TV
Display	Android UI	Android UI	Custom LED Display
Workout Information	Time, Distance, Speed, Calories, Speed, Incline and Heart Rate	Time, Distance, Speed, Calories, Speed, Incline and Heart Rate	Time, Distance, Speed, Calories, Speed, Incline and Heart Rate
Screen Modes	Basic, Exercise (graph), Exercise (30 virtual courses), TV, Movie, Mp3, Internet, Mirroring, Setting	Basic, Exercise (graph), Exercise (30 virtual courses), TV, Movie, Mp3, Internet, Mirroring, Setting	-
Language	English, Korean, Japanese, French, Spanish, Russian, German	English	English
Programs	Manual, Slope, Hill, Mountain, HRC, USER 3	Manual, Slope, Hill, Mountain, HRC, USER 3	Manual, Slope, Hill, Mountain, HRC, USER 3
TV Controls	○	○	○
USB port	Mobile Device Charging / Data Transmission	Mobile Device Charging	Mobile Device Charging
Cool down function	○	○	○
Handlebar Speed & Incline Controls	○	Option	Option
<b>Specification</b>			
Drive System	High-efficiency AC 3HP Motor controller	High-efficiency AC 3HP Motor controller	High-efficiency AC 3HP Motor controller
Power	AC 220V, 50/60Hz, 10A	AC 220V, 50/60Hz, 10A	AC 220V, 50/60Hz, 10A
Dimensions	L 2,110 x W 920 x H 1,620m (L 83.0" x W 36.2" x H 63.7")	L 2,110 x W 920 x H 1,620m (L 83.0" x W 36.2" x H 63.7")	L 2,110 x W 920 x H 1,620m (L 83.0" x W 36.2" x H 63.7")
Max User Weight	200Kg (440lb)	200Kg (440lb)	200Kg (440lb)
Unit Weight	206Kg (454lb)	204Kg (449lb)	204Kg (449lb)
<b>Options</b>			
Auto Stop	Option	Option	Option
Smart Mirroring	○	Option	-
Bluetooth Earphones	○	Option	-
Wireless Charging	○	Option	Option
Wireless HeartRate	Option	Option	Option

	LT7x	LT5xL	LT5xM	LT5x
<b>Feature</b>				
Deck	Both side	Both side	Both side	Both side
Running Belt	Premium Urethane Coated	Premium Urethane Coated	Premium Urethane Coated	Premium Urethane Coated
Running Surface	L 1,600 x W 540mm (L 63.0" x W 21.3")	L 1,600 x W 540mm (L 63.0" x W 21.3")	L 1,600 x W 540mm (L 63.0" x W 21.3")	L 1,600 x W 540mm (L 63.0" x W 21.3")
Incline Range	0~16%	0~16%	0~16%	0~16%
Speed	0.5~20Km/h (0.3 ~ 12mi/h)	0.5~20Km/h (0.3 ~ 12mi/h)	0.5~20Km/h (0.3 ~ 12mi/h)	0.5~20Km/h (0.3 ~ 12mi/h)
High Strength One piece frame	○	○	○	○
High Modulus Deck Shocks	○	○	○	○
Auto Tensioning Drive Belt	○	○	○	○
Sprowned Roller	○	○	○	○
Rear Roller Safety Guard	○	○	-	-
Primary Handles	Premium Urethane Handrails	Premium Urethane Handrails	Premium Urethane Handrails	Premium Urethane Handrails
Contact HeartRate	○	Option	Option	Option
<b>Console</b>				
Monitor	-	Attached 24" LED TV	Attached 24" LED TV	-
Display	Custom LED Display	Custom LED Display	Custom LED Display	Custom LED Display
Workout Information	Time, Distance, Speed, Calories, Speed, Incline and Heart Rate	Time, Distance, Speed, Calories, Speed, Incline and Heart Rate	Time, Distance, Speed, Calories, Speed, Incline and Heart Rate	Time, Distance, Speed, Calories, Speed, Incline and Heart Rate
Screen Modes	-	-	-	-
Language	English	English	English	English
Programs	Manual, Slope, Hill, Mountain, HRC, USER 3	Manual, Slope, Hill, Mountain, HRC, USER 3	Manual, Slope, Hill, Mountain, HRC, USER 3	Manual, Slope, Hill, Mountain, HRC, USER 3
TV Controls	-	-	-	-
USB port	Mobile Device Charging	Mobile Device Charging	Mobile Device Charging	Mobile Device Charging
Cool down function	○	○	○	○
Handlebar Speed & Incline Controls	Option	-	-	-
<b>Specification</b>				
Drive System	High-efficiency AC 3HP Motor controller	High-efficiency AC 3HP Motor controller	High-efficiency AC 3HP Motor controller	High-efficiency AC 3HP Motor controller
Power	AC 220V, 50/60Hz, 10A	AC 220V, 50/60Hz, 10A	AC 220V, 50/60Hz, 10A	AC 220V, 50/60Hz, 10A
Dimensions	L 2,110 x W 920 x H 1,620m (L 83.0" x W 36.2" x H 63.7")	L 2,110 x W 920 x H 1,620m (L 83.0" x W 36.2" x H 63.7")	L 2,110 x W 920 x H 1,620m (L 83.0" x W 36.2" x H 63.7")	L 2,110 x W 920 x H 1,620m (L 83.0" x W 36.2" x H 63.7")
Max User Weight	200Kg (440lb)	200Kg (440lb)	200Kg (440lb)	200Kg (440lb)
Unit Weight	195Kg (429lb)	195Kg (429lb)	200Kg (440lb)	190Kg (418lb)
<b>Options</b>				
Auto Stop	Option	Option	Option	Option
Smart Mirroring	-	Option	-	-
Bluetooth Earphones	-	Option	-	-
Wireless Charging	Option	Option	Option	Option
Wireless HeartRate	Option	Option	Option	Option

	LE8A	LE7	LR8A	LR7
<b>Features</b>				
High Capacity Battery	-	o	-	o
Bottle Holder / Reading Rack	o	o	o	o
Adjustable Seat	-	-	o	o
Contact HeartRate	o	o	o	o
Resistance Levels	1-30	1-30	1-30	1-30
Handlebar Resistance Control Buttons	o	-	o	-
<b>Console</b>				
Monitor	Embedded 15.6" Touch screen LED TV	-	Embedded 15.6" Touch screen LED TV	-
Workout Information	Time, Distance, Calories, Speed, RPM, METS, HeartRate, Exercise Results	Time, Distance, Calories, Speed, RPM, METS, HeartRate, Exercise Results	Time, Distance, Calories, Speed, RPM, METS, HeartRate, Exercise Results	Time, Distance, Calories, Speed, RPM, METS, HeartRate, Exercise Results
Screen Modes	Basic, Workout(Standard), Workout (Stadium), TV,Video, Internet, Mirroring, Setting	Alphanumeric, LED Display	Basic, Workout(Standard), Workout (Stadium), TV, Video, Internet, Mirroring, Setting	Alphanumeric, LED Display
Language	English, Korean, Japanese, French, Spanish, Russian, German	English	English, Korean, Japanese, French, Spanish, Russian, German	English
Programs	Manual, WarmUp(3), Auto Pilot, Interval, Alpine(5), HRC, USER(3)	Manual, WarmUp(3), Auto Pilot, Interval, Alpine(5), HRC, USER(3)	Manual, WarmUp(3), Auto Pilot, Interval, Alpine(5), HRC, USER(3)	Manual, WarmUp(3), Auto Pilot, Interval, Alpine(5), HRC, USER(3)
TV Controls	o	-	o	-
USB Port	Mobile Device Charging / Data Transmission	Mobile Device Charging / Data Transmission	Mobile Device Charging / Data Transmission	Mobile Device Charging / Data Transmission
HDMI Input	o	-	o	-
Smart Mirroring	o	-	o	-
Bluetooth Earphone	o	-	o	-
<b>Specifications</b>				
Resistance System	Hybrid Generator Brake	Hybrid Generator Brake	Hybrid Generator Brake	Hybrid Generator Brake
Input Power	AC 100-240V, 50/60Hz, 10/ 15A	Self-Generated	AC 100-240V, 50/60Hz, 10/ 15A	Self-Generated
Dimensions	L1,720 x W760 x H1,740(mm) (L66.9" x W29.9" x H68.1")	L1,720 x W760 x H1,740(mm) (L66.9" x W29.9" x H68.1")	L1,740 x W640 x H1,380mm (L68.5" x W25.2" x H54.3")	L1,740 x W640 x H1,380mm (L68.5" x W25.2" x H54.3")
Max User Weight	180Kg (397lbs)	180Kg (397lbs)	180Kg (397lbs)	180Kg (397lbs)
Unit Weight	175kg (386lbs)	175kg (386lbs)	87.5kg (193lbs)	87.5kg (193lbs)

	LR3	LU8A	LU7	LU3
<b>Features</b>				
High Capacity Battery	o	-	o	o
Bottle Holder / Reading Rack	o	o	o	o
Adjustable Seat	o	-	-	-
Contact HeartRate	o	o	o	o
Resistance Levels	1-30	1-30	1-30	1-30
Handlebar Resistance Control Buttons	-	o	-	-
<b>Console</b>				
Monitor	-	Embedded 15.6" Touch screen LED TV	-	-
Workout Information	Time, Distance, Calories, Speed, RPM, HeartRate	Time, Distance, Calories, Speed, RPM, METS, HeartRate, Exercise Results	Time, Distance, Calories, Speed, RPM, METS, HeartRate, Exercise Results	Time, Distance, Calories, Speed, RPM, HeartRate
Screen Modes	5,5 mono LCD	Basic, Workout(Standard), Workout (Stadium), TV, Video, Internet, Mirroring, Setting	Alphanumeric, LED Display	5,5 mono LCD
Language	English	English, Korean, Japanese, French, Spanish, Russian, German	English	English
Programs	Manual, WarmUp(3), Auto Pilot, Interval, Alpine(5), HRC, USER(3)	Manual, WarmUp(3), Auto Pilot, Interval, Alpine(5), HRC, USER(3)	Manual, WarmUp(3), Auto Pilot, Interval, Alpine(5), HRC, USER(3)	Manual, WarmUp(3), Auto Pilot, Interval, Alpine(5), HRC, USER(3)
TV Controls	-	o	-	-
USB Port	Mobile Device Charging / Data Transmission	Mobile Device Charging / Data Transmission	Mobile Device Charging / Data Transmission	Mobile Device Charging / Data Transmission
HDMI Input	-	o	-	-
Smart Mirroring	-	o	-	-
Bluetooth Earphone	-	o	-	-
<b>Specifications</b>				
Resistance System	Hybrid Generator Brake	Hybrid Generator Brake	Hybrid Generator Brake	Hybrid Generator Brake
Input Power	AA Battery 1.5V x2pc	AC 100-240V, 50/60Hz, 10/15A	Self-Generated	AA Battery 1.5V x2pc
Dimensions	L1,740 x W640 x H1,380mm (L68.5" x W25.2" x H54.3")	L1,040 x W615 x H1,490mm (L41.0"xW24.2"xH58.7")	L1,040 x W615 x H1,490mm (L41.0"xW24.2"xH58.7")	L1,040 x W615 x H1,490mm (L41.0"xW24.2"xH58.7")
Max User Weight	180Kg (397lbs)	180Kg (397lbs)	180Kg (397lbs)	180Kg (397lbs)
Unit Weight	87.5kg (193lbs)	65.5kg (144lbs)	65.5kg (144lbs)	65.5kg (144lbs)

E N G I N E E R I N G   E X C E L L E N C E



Ministry of Culture, Sports  
and Tourism



## Lexco Fitness by Light in Fitness

Contact : +33620726696 - Email : [societylightfitness@gmail.com](mailto:societylightfitness@gmail.com)